

MAY 2024 GRADUATE REPORT

Snapshot Date: February 2026



BlueRidge
COMMUNITY AND
TECHNICAL COLLEGE

OFFICE OF
CAREER
SERVICES

MISSION STATEMENT

Blue Ridge Community and Technical College provides our diverse student population with life-changing education, training, and services that drive economic development within the communities we serve.

OUR VISION

Blue Ridge Community and Technical College is the first choice for higher education that drives career growth and economic development in our region and surrounding communities.



“Just like every piece is important to make a puzzle complete, every person is important to the mission!”

CORE VALUES

Stewardship:

- Put student access, learning, and success first
- Support a safe, collaborating, and engaging environment for employees and students
- Provide an optimum learning environment for students
- Use College resources responsibly
- Demonstrate care for facilities

Civility:

- Communicate with respect, trust, and care
- Respect differences
- Listen actively
- Be aware of your impact on others
- Discuss differences and resolve conflicts

Integrity:

- Engage and actively contribute to the overall success of the College
- Think creatively and develop solutions
- Act honestly and ethically
- Provide accurate and thorough information
- Be courageous to be even better

Entrepreneurship:

- Embrace our business partners
- Think proactively and innovatively
- Be adaptable and flexible for shifting priorities
- Identify areas for continuous improvement
- OWN enrollment
- Take calculated risks wisely

Welcome to the Graduate Report! The Office of Career Services is excited to share the results of the May 2024 Graduate Survey.

Each semester, Career Services distributes a graduate survey, collecting information pertaining to a graduate's career or transfer status. Communication mediums include text messaging, emails, phone calls, direct mail and in person meetings. Data collected is summarized within each edition of the Graduate Report.

Contained within this report, you will find the summary data from the graduating class of May 2024. Data is reflected as of the snapshot date of February 2026. Current students and alumni remain eligible for all Career Services and are encouraged to work with the Office of Career Services at any time during and after their academic career.

We hope you enjoy reviewing this publication. Should you have questions, or if you would like to refer a student for services, please feel free to contact us.



OFFICE OF
CAREER
SERVICES

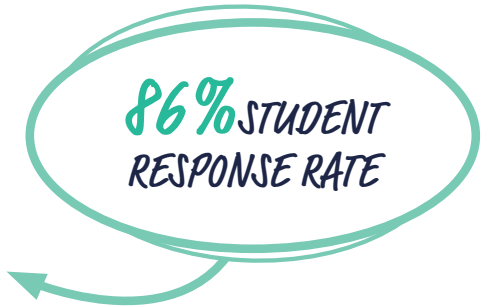
The Office of Career Services
careerservices@blueridgectc.edu
304.260.4380 ext. 3335
Main Campus; Room 1300



Main Campus: 13650 Apple Harvest Dr., Martinsburg, WV 25403 • Virtual Campus Tour: www.blueridgectc.edu/tour

Blue Ridge Community and Technical College is an Equal Opportunity Employer and an open admission institution. The College does not discriminate against applicants, students, employees, or participants on the basis of race, color, religion, sex, national origin, pregnancy, age, disability, genetic information, or past, current, or prospective service in the uniformed services or veteran status. Faculty, staff, students, and applicants are protected from retaliation for making complaints or assisting in investigations of discrimination. Blue Ridge CTC complies with all applicable federal, state, and local nondiscrimination and equal opportunity laws. Printed and/or electronic documents produced by the College do not constitute a contract, expressed or implied, between an applicant or student. (Design updated: 3.2024)

The graduating class of May 2024 was constructed of 258 students earning a total of 317 degrees and certificates. From 258 students, 86% responded to the graduate survey. Of the May 2024 graduates, 74% of students have selected to continue their education and 19% are currently employed. Students who are actively searching for employment are continuously working with the Office of Career Services to find placement within the workforce.




TOTAL GRADUATES MAY 2024

Number of Graduates (unduplicated) 258

TOTAL NUMBER OF DEGREES & CERTIFICATES AWARDED

Degree Type	Count
Associate of Arts	9
Associate of Applied Science	124
Associate of Science	14
Associate of Science in Nursing	26
Certificate	144
Grand Total	317



GRADUATE STATUS

Status	Count
Actively Searching	5
Continuing Education	163
Declined Services	10
Employed	43
Student Never Responded	37
Grand Total	258

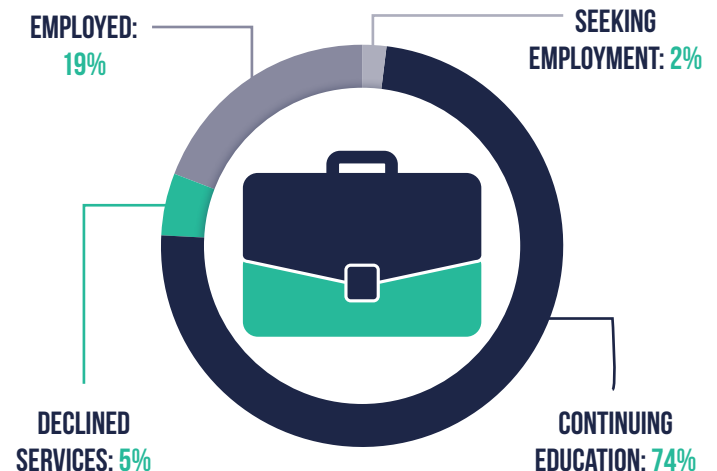


Chart Percentages Represent Contacted Students Only. Unknown/never responded removed from percentages.

EMPLOYED ALUMNI

Career Related to Degree	20
Career Not Related to Degree	7
Did not specify	16
Grand Total	43



**RELATED
TO DEGREE: 47%**



**NOT RELATED
TO DEGREE: 16%**



**DID NOT
SPECIFY: 37%**



MD: 2%



MN: 2%



PA: 2%



VA: 12%



WV: 49%

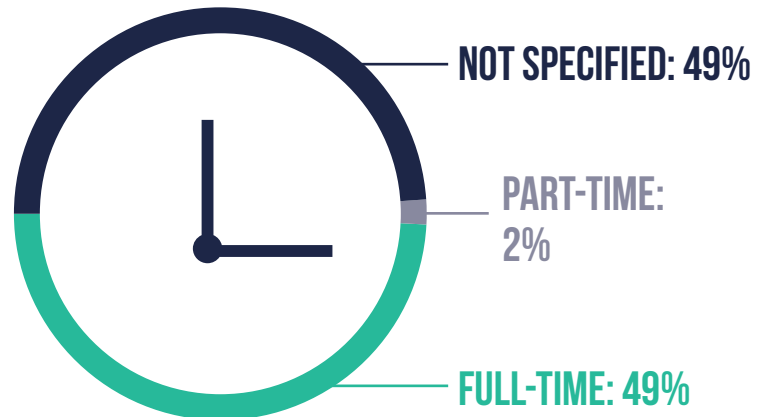


STUDENT STATE OF EMPLOYMENT

<i>State</i>	<i>Count</i>
Maryland	1
Minnesota	1
Pennsylvania	1
Virginia	5
West Virginia	21
Not Provided	14
Grand Total	43

STUDENT EMPLOYMENT STATUS

<i>Status</i>	<i>Count</i>
Full-Time	21
Part-Time	1
Not Specified	21
Grand Total	43



NUMBER OF STUDENTS CONTINUING EDUCATION POST GRADUATION: 163



CONTINUING EDUCATION AT BRCTC: 110

TRANSFERRED TO ANOTHER INSTITUTION: 53

Transfer Institution Reported

American Public University.....1	Radford University.....1
Blue Ridge CTC110	Shepherd University.....19
Chamberlain University2	Southern New Hampshire.....6
Concord University.....3	University Of Maryland Global Campus1
ECPI University1	Walden University1
Frostburg State University1	West Virginia University4
Hagerstown Community College.....1	Western Governors University8
Liberty University1	Not Provided.....2
Marshall University.....1	Grand Total 163