


# DECEMBER 2023 GRADUATE REPORT

Snapshot Date: February 2026



**BlueRidge**  
COMMUNITY AND  
TECHNICAL COLLEGE

OFFICE OF  
CAREER  
SERVICES

## MISSION STATEMENT

Blue Ridge Community and Technical College provides our diverse student population with life-changing education, training, and services that drive economic development within the communities we serve.

## OUR VISION

Blue Ridge Community and Technical College is the first choice for higher education that drives career growth and economic development in our region and surrounding communities.



*“Just like every piece is important to make a puzzle complete, every person is important to the mission!”*

## CORE VALUES

### **Stewardship:**

- Put student access, learning, and success first
- Support a safe, collaborating, and engaging environment for employees and students
- Provide an optimum learning environment for students
- Use College resources responsibly
- Demonstrate care for facilities

### **Civility:**

- Communicate with respect, trust, and care
- Respect differences
- Listen actively
- Be aware of your impact on others
- Discuss differences and resolve conflicts

### **Integrity:**

- Engage and actively contribute to the overall success of the College
- Think creatively and develop solutions
- Act honestly and ethically
- Provide accurate and thorough information
- Be courageous to be even better

### **Entrepreneurship:**

- Embrace our business partners
- Think proactively and innovatively
- Be adaptable and flexible for shifting priorities
- Identify areas for continuous improvement
- OWN enrollment
- Take calculated risks wisely

**Welcome to the Graduate Report! The Office of Career Services is excited to share the results of the December 2023 Graduate Survey.**

Each semester, Career Services distributes a graduate survey, collecting information pertaining to a graduate's career or transfer status. Communication mediums include text messaging, emails, phone calls, direct mail and in person meetings. Data collected is summarized within each edition of the Graduate Report.

Contained within this report, you will find the summary data from the graduating class of December 2023. Data is reflected as of the snapshot date of February 2026. Current students and alumni remain eligible for all Career Services and are encouraged to work with the Office of Career Services at any time during and after their academic career.

We hope you enjoy reviewing this publication. Should you have questions, or if you would like to refer a student for services, please feel free to contact us.



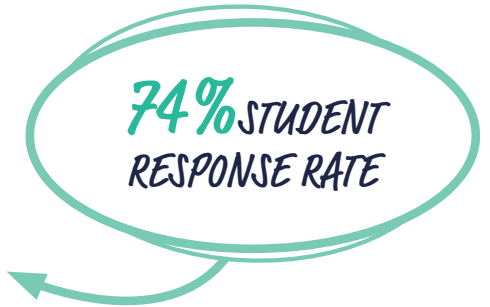
**The Office of Career Services**  
**careerservices@blueridgectc.edu**  
**304.260.4380 ext. 3335**  
**Main Campus; Room 1300**



**Main Campus: 13650 Apple Harvest Dr., Martinsburg, WV 25403 • Virtual Campus Tour: [www.blueridgectc.edu/tour](http://www.blueridgectc.edu/tour)**

Blue Ridge Community and Technical College is an Equal Opportunity Employer and an open admission institution. The College does not discriminate against applicants, students, employees, or participants on the basis of race, color, religion, sex, national origin, pregnancy, age, disability, genetic information, or past, current, or prospective service in the uniformed services or veteran status. Faculty, staff, students, and applicants are protected from retaliation for making complaints or assisting in investigations of discrimination. Blue Ridge CTC complies with all applicable federal, state, and local nondiscrimination and equal opportunity laws. Printed and/or electronic documents produced by the College do not constitute a contract, expressed or implied, between an applicant or student. (Design updated: 3.2024)

The graduating class of December 2023 was constructed of 276 students earning a total of 321 degrees and certificates. From 276 students, 74% responded to the graduate survey. Of the December 2023 graduates, 70% of students have selected to continue their education and 19% are currently employed. Students who are actively searching for employment are continuously working with the Office of Career Services to find placement within the workforce.

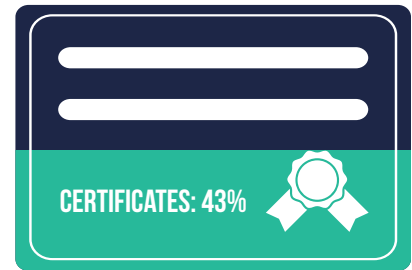



## TOTAL GRADUATES DECEMBER 2023

Number of Graduates (unduplicated) 276

## TOTAL NUMBER OF DEGREES & CERTIFICATES AWARDED

Degree Type	Count
Associate of Arts	7
Associate of Applied Science	138
Associate of Science	18
Associate of Science in Nursing	20
Certificate	138
<b>Grand Total</b>	<b>321</b>



## GRADUATE STATUS

Status	Count
Actively Searching	9
Continuing Education	142
Declined Services	14
Employed	38
Student Never Responded	73
<b>Grand Total</b>	<b>276</b>

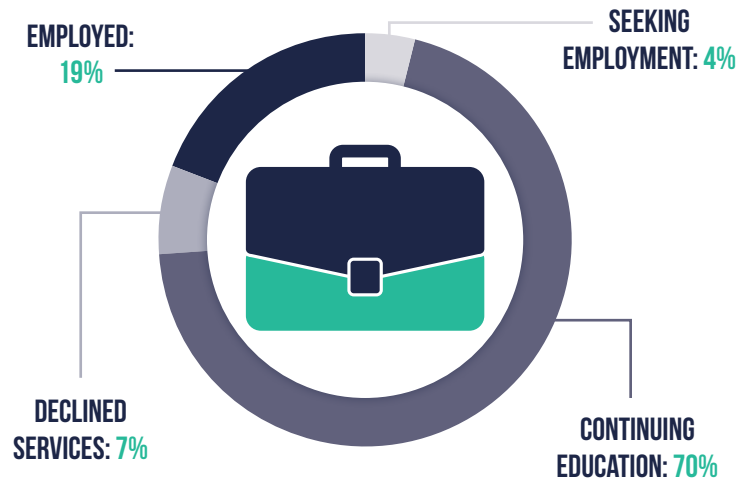


Chart Percentages Represent Contacted Students Only. Unknown/never responded removed from percentages.

**EMPLOYED ALUMNI**

Career Related to Degree	19
Career Not Related to Degree	7
Did not specify	12
<b>Grand Total</b>	<b>38</b>



**RELATED**  
TO DEGREE: **50%**



**NOT RELATED**  
TO DEGREE: **18%**



**DID NOT**  
**SPECIFY: 32%**



**MD: 5%**



**VA: 5%**



**WV: 61%**



**STUDENT STATE OF EMPLOYMENT**

<i>State</i>	<i>Count</i>
Maryland	2
Virginia	2
West Virginia	23
Not Specified	11
<b>Grand Total</b>	<b>38</b>

**STUDENT EMPLOYMENT STATUS**

<i>Status</i>	<i>Count</i>
Full-Time	19
Part-Time	1
Not Specified	18
<b>Grand Total</b>	<b>38</b>



**NUMBER OF STUDENTS CONTINUING EDUCATION POST GRADUATION: 142**



**CONTINUING EDUCATION AT BRCTC: 92**

**TRANSFERRED TO ANOTHER INSTITUTION: 50**

***Transfer Institution Reported***

American Public University.....	4	Louisiana State University - Shreveport.....	1
Aspen University.....	1	Point University.....	1
Blue Ridge CTC .....	92	Shepherd University.....	20
Chamberlain University .....	1	Southern New Hampshire.....	4
Colorado Technical University.....	1	University Of Maryland Global Campus .....	2
Concord University.....	2	West Virginia University .....	2
Devry University .....	1	Western Governors University .....	4
Fairmont State University .....	1	Not Provided.....	1
Hagerstown Community College.....	1	<b>Grand Total .....</b>	<b>142</b>
Liberty University .....	3		