

ACADEMIC YEAR 2023 -2024 GRADUATE REPORT

Published 2026



BlueRidge
COMMUNITY AND
TECHNICAL COLLEGE

OFFICE OF
CAREER
SERVICES

MISSION STATEMENT

Blue Ridge Community and Technical College provides our diverse student population with life-changing education, training, and services that drive economic development within the communities we serve.

OUR VISION

Blue Ridge Community and Technical College is the first choice for higher education that drives career growth and economic development in our region and surrounding communities.



“Just like every piece is important to make a puzzle complete, every person is important to the mission!”

CORE VALUES

Stewardship:

- Put student access, learning, and success first
- Support a safe, collaborating, and engaging environment for employees and students
- Provide an optimum learning environment for students
- Use College resources responsibly
- Demonstrate care for facilities

Civility:

- Communicate with respect, trust, and care
- Respect differences
- Listen actively
- Be aware of your impact on others
- Discuss differences and resolve conflicts

Integrity:

- Engage and actively contribute to the overall success of the College
- Think creatively and develop solutions
- Act honestly and ethically
- Provide accurate and thorough information
- Be courageous to be even better

Entrepreneurship:

- Embrace our business partners
- Think proactively and innovatively
- Be adaptable and flexible for shifting priorities
- Identify areas for continuous improvement
- OWN enrollment
- Take calculated risks wisely

Welcome to the Graduate Report! The Office of Career Services is excited to share the results of the Academic Year 2023 - 2024.

Each semester, Career Services distributes a graduate survey, collecting information pertaining to a graduate's career or transfer status. Communication mediums include text messaging, emails, phone calls, direct mail and in person meetings. Data collected is summarized within each edition of the Graduate Report.

Contained within this report, you will find the summary data for the Academic Year of 2023-2024. Data is reflected as of the snapshot date of February 24, 2026. Current students and alumni remain eligible for all Career Services and are encouraged to work with the Office of Career Services at any time during and after their academic career.

We hope you enjoy reviewing this publication. Should you have questions, or if you would like to refer a student for services, please feel free to contact us.



The Office of Career Services
careerservices@blueridgectc.edu
304.260.4380 ext. 3335
Main Campus; Room 1300

TABLE OF CONTENTS

Academic Year 2023-2024	pg. 4
August 2023	pg. 8
December 2023	pg. 12
May 2024	pg. 16

TERMS AND DEFINITIONS:

Snapshot Date: Student status is reflected as of the snapshot date listed with each report.

Tracking: Student status is tracked for three semesters. Final status is shown as of the snapshot date listed in the Academic Year Report.

Unduplicated Graduates: Unduplicated graduate count is provided for each term. Academic Year report counts a graduate one time. Graduates who have received multiple certificates and degrees throughout the academic year count as one graduate.

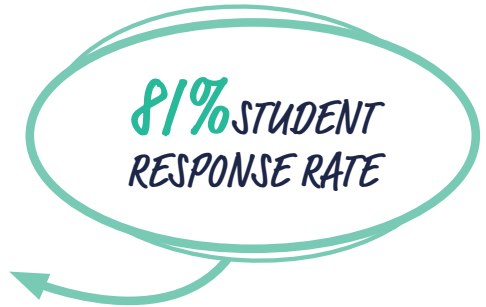
Main Campus: 13650 Apple Harvest Dr., Martinsburg, WV 25403 // Virtual Campus Tour: www.blueridgectc.edu/Tour

Blue Ridge Community and Technical College is an Equal Opportunity Employer and an open admission institution. The College does not discriminate against applicants, students, employees, or participants on the basis of race, color, religion, sex, national origin, pregnancy, age, disability, genetic information, or past, current, or prospective service in the uniformed services or veteran status. Faculty, staff, students, and applicants are protected from retaliation for making complaints or assisting in investigations of discrimination. Blue Ridge CTC complies with all applicable federal, state, and local nondiscrimination and equal opportunity laws. Printed and/or electronic documents produced by the College do not constitute a contract, expressed or implied, between an applicant or student. (Last edited: 4.2026)

ACADEMIC YEAR 2023-2024

Snapshot Date: February 2026

The Academic Year of 2023-2024 was constructed of 568 students earning a total of 759 degrees and certificates. From 568 students, 81% responded to the graduate survey. Of the 2023-2024 graduates, 69% of students have selected to continue their education and 23% are currently employed. Students who are actively searching for employment are continuously working with the Office of Career Services to find placement within the workforce.

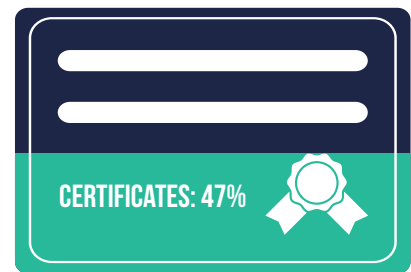



TOTAL GRADUATES 2023-2024

Number of Graduates (unduplicated) 568

TOTAL NUMBER OF DEGREES & CERTIFICATES AWARDED

Degree Type	Count
Associate of Arts	24
Associate of Applied Science	296
Associate of Science	40
Associate of Science in Nursing	46
Certificate	353
Grand Total	759



GRADUATE STATUS

Status	Count
Actively Searching	13
Continuing Education	318
Declined Services	22
Employed	107
Not Responded	108
Grand Total	568

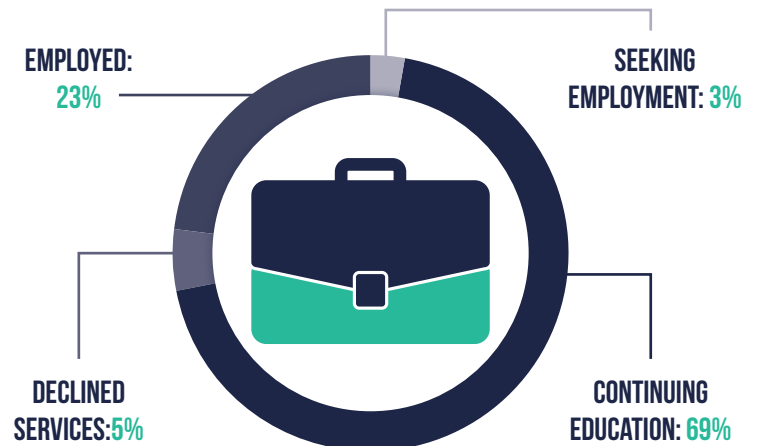


Chart Percentages Represent Contacted Students Only. Unknown never responded removed from percentages.

EMPLOYED ALUMNI

Career Related to Degree	66
Not Related to Degree	13
Did Not Specify	28
Grand Total	107



RELATED
TO DEGREE: **62%**



NOT RELATED
TO DEGREE: **12%**



DID NOT
SPECIFY: **26%**



MD: 5%



MN: 1%



PA: 2%



VA: 10%



WV: 56%

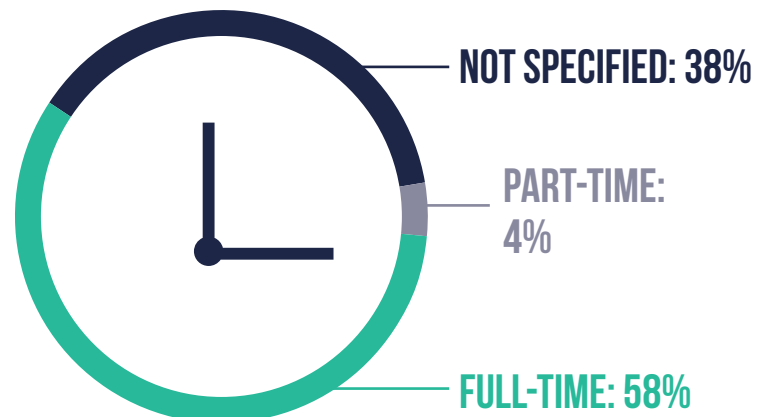


STUDENT STATE OF EMPLOYMENT

<i>State</i>	<i>Count</i>
Maryland	5
Minnesota	1
Pennsylvania	2
Virginia	11
West Virginia	60
Not Provided	28
Grand Total	107

STUDENT EMPLOYMENT STATUS

<i>Status</i>	<i>Count</i>
Full-Time	62
Part-Time	4
Not Specified	41
Grand Total	107



NUMBER OF STUDENTS CONTINUING EDUCATION POST GRADUATION: 318

**CONTINUING EDUCATION
AT BRCTC: 202**

**TRANSFERRED
TO ANOTHER
INSTITUTION: 116**

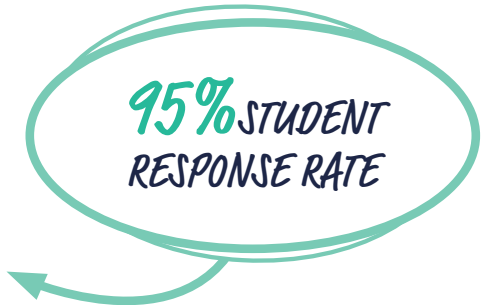
TRANSFER INSTITUTION REPORTED

American Public University.....	5	Louisiana State University - Shreveport.....	1
Aspen University.....	1	Marshall University.....	1
Blue Ridge CTC	202	Point University.....	1
Chamberlain University	3	Radford University.....	1
Colorado Technical University.....	1	Shepherd University.....	47
Concord University.....	6	Southern New Hampshire.....	10
Devry University	1	University Of Maryland Global Campus	3
ECPI University	1	Walden University	1
Fairmont State University	1	West Virginia University	6
Frostburg State University	1	Western Governors University	10
George Fox University	1	Not Provided.....	7
Hagerstown Community College.....	3	Grand Total:	318
Liberty University	4		

AUGUST 2023

Snapshot Date: February 2026

The graduating class of August 2023 was constructed of 94 students earning a total of 121 degrees and certificates. From 94 students, 95% responded to the graduate survey. Of the August 2023 graduates, 71% of students have selected to continue their education and 24% are currently employed. Students who are actively searching for employment are continuously working with the Office of Career Services to find placement within the workforce.

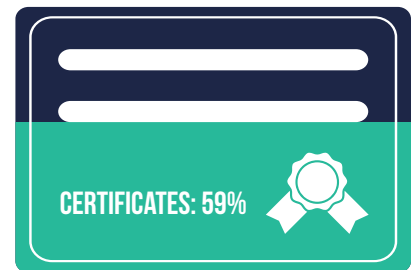



TOTAL GRADUATES AUGUST 2023

Number of Graduates (unduplicated) 94

TOTAL NUMBER OF DEGREES & CERTIFICATES AWARDED

<i>Degree Type</i>	<i>Count</i>
Associate of Arts	8
Associate of Applied Science	34
Associate of Science	8
Certificate	71
Grand Total	121



GRADUATE STATUS

<i>Status</i>	<i>Count</i>
Seeking Employment	5
Continuing Education	63
Employed	21
Unknown/Never Responded	5
Grand Total	94



EMPLOYED ALUMNI

Career Related to Degree	21
Career Not Related to Degree	0
Did not specify	0




**RELATED
TO DEGREE: 100%**



MD: 10%



VA: 19%



WV: 67%

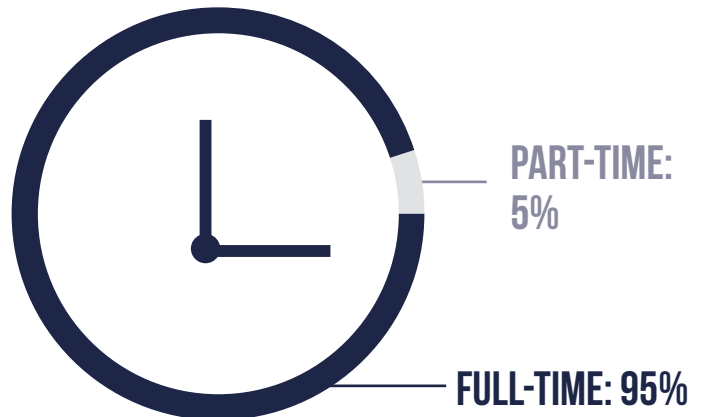


STUDENT STATE OF EMPLOYMENT

<i>State</i>	<i>Count</i>
Maryland	2
Virginia	4
West Virginia	14
Not Specified	1
Grand Total	21

STUDENT EMPLOYMENT STATUS

<i>Status</i>	<i>Count</i>
Full-Time	20
Part-Time	1
Grand Total	21



NUMBER OF STUDENTS CONTINUING EDUCATION POST GRADUATION: 63



CONTINUING EDUCATION AT BRCTC: 46

TRANSFERRED TO ANOTHER INSTITUTION: 17

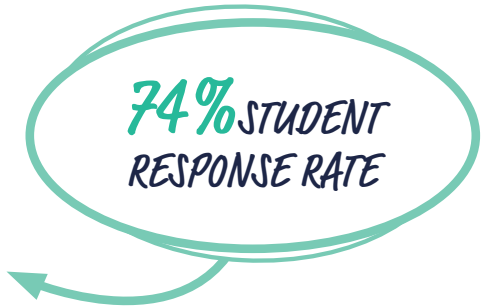
Transfer Institution Reported

Blue Ridge CTC	46
Concord University.....	1
George Fox University	1
Hagerstown Community College.....	1
Shepherd University.....	10
Not Provided.....	4
Grand Total	63

DECEMBER 2023

Snapshot Date: February 2026

The graduating class of December 2023 was constructed of 276 students earning a total of 321 degrees and certificates. From 276 students, 74% responded to the graduate survey. Of the December 2023 graduates, 70% of students have selected to continue their education and 19% are currently employed. Students who are actively searching for employment are continuously working with the Office of Career Services to find placement within the workforce.

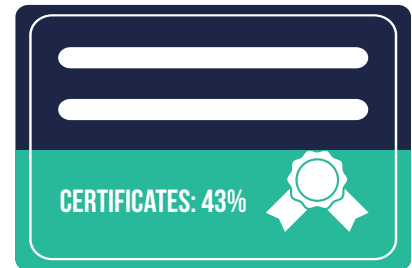



TOTAL GRADUATES DECEMBER 2023

Number of Graduates (unduplicated) 276

TOTAL NUMBER OF DEGREES & CERTIFICATES AWARDED

Degree Type	Count
Associate of Arts	7
Associate of Applied Science	138
Associate of Science	18
Associate of Science in Nursing	20
Certificate	138
Grand Total	321



GRADUATE STATUS

Status	Count
Actively Searching	9
Continuing Education	142
Declined Services	14
Employed	38
Student Never Responded	73
Grand Total	276

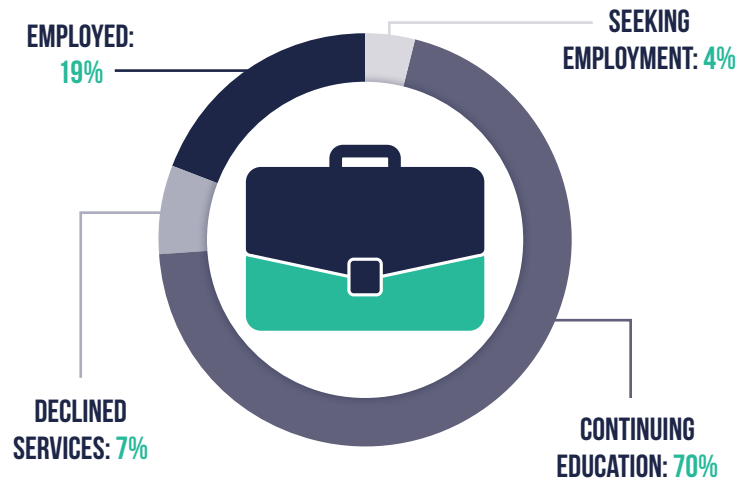


Chart Percentages Represent Contacted Students Only. Unknown/never responded removed from percentages.

EMPLOYED ALUMNI

Career Related to Degree	19
Career Not Related to Degree	7
Did not specify	12
Grand Total	38



RELATED
TO DEGREE: **50%**



NOT RELATED
TO DEGREE: **18%**



DID NOT
SPECIFY: 32%



MD: 5%



VA: 5%



WV: 61%



STUDENT STATE OF EMPLOYMENT

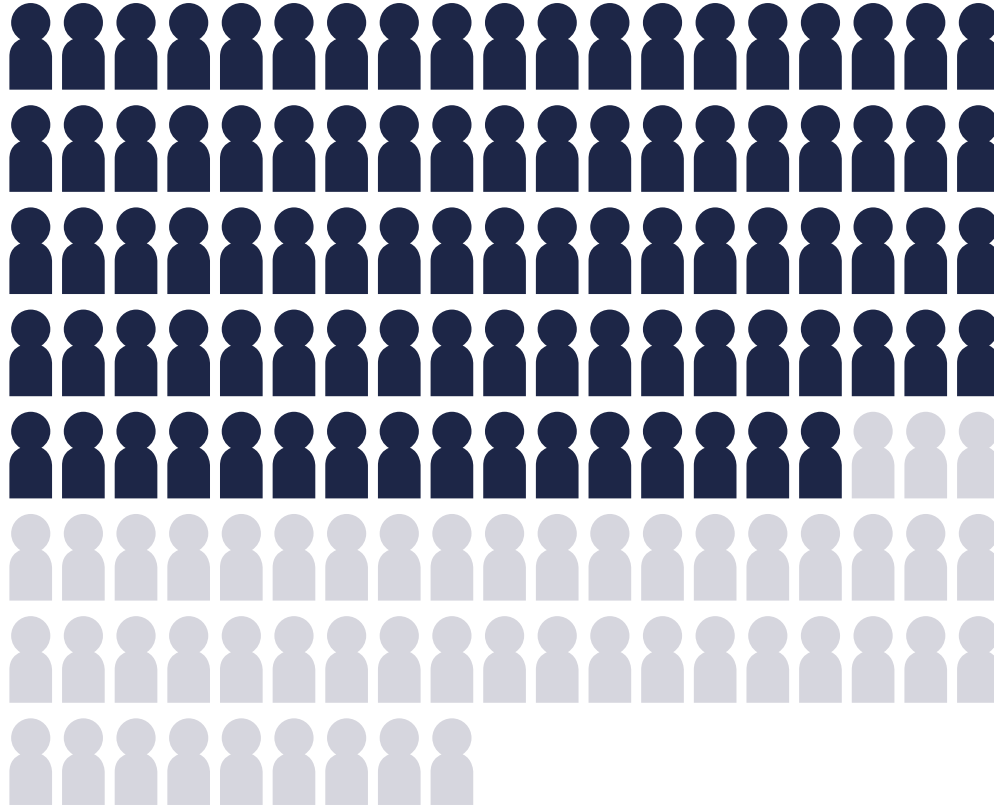
<i>State</i>	<i>Count</i>
Maryland	2
Virginia	2
West Virginia	23
Not Specified	11
Grand Total	38

STUDENT EMPLOYMENT STATUS

<i>Status</i>	<i>Count</i>
Full-Time	19
Part-Time	1
Not Specified	18
Grand Total	38



NUMBER OF STUDENTS CONTINUING EDUCATION POST GRADUATION: 142



CONTINUING EDUCATION AT BRCTC: 92

TRANSFERRED TO ANOTHER INSTITUTION: 50

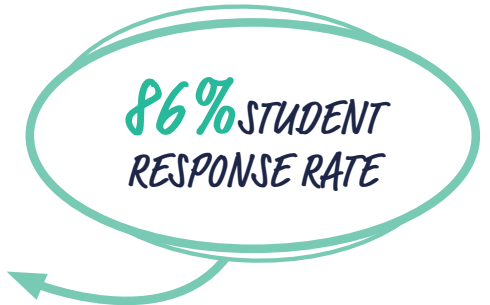
Transfer Institution Reported

American Public University.....	4	Louisiana State University - Shreveport.....	1
Aspen University.....	1	Point University.....	1
Blue Ridge CTC.....	92	Shepherd University.....	20
Chamberlain University.....	1	Southern New Hampshire.....	4
Colorado Technical University.....	1	University Of Maryland Global Campus.....	2
Concord University.....	2	West Virginia University.....	2
Devry University.....	1	Western Governors University.....	4
Fairmont State University.....	1	Not Provided.....	1
Hagerstown Community College.....	1	Grand Total.....	142
Liberty University.....	3		

MAY 2024

Snapshot Date: February 2026

The graduating class of May 2024 was constructed of 258 students earning a total of 317 degrees and certificates. From 258 students, 86% responded to the graduate survey. Of the May 2024 graduates, 74% of students have selected to continue their education and 19% are currently employed. Students who are actively searching for employment are continuously working with the Office of Career Services to find placement within the workforce.




TOTAL GRADUATES MAY 2024

Number of Graduates (unduplicated) 258

TOTAL NUMBER OF DEGREES & CERTIFICATES AWARDED

<i>Degree Type</i>	<i>Count</i>
Associate of Arts	9
Associate of Applied Science	124
Associate of Science	14
Associate of Science in Nursing	26
Certificate	144
Grand Total	317



GRADUATE STATUS

<i>Status</i>	<i>Count</i>
Actively Searching	5
Continuing Education	163
Declined Services	10
Employed	43
Student Never Responded	37
Grand Total	258

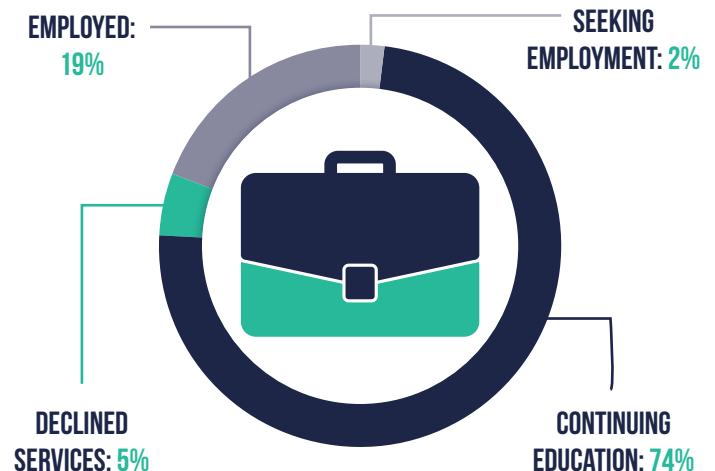


Chart Percentages Represent Contacted Students Only. Unknown/never responded removed from percentages.

EMPLOYED ALUMNI

Career Related to Degree	20
Career Not Related to Degree	7
Did not specify	16
Grand Total	43



**RELATED
TO DEGREE: 47%**



**NOT RELATED
TO DEGREE: 16%**



**DID NOT
SPECIFY: 37%**



MD: 2%



MN: 2%



PA: 2%



VA: 12%



WV: 49%

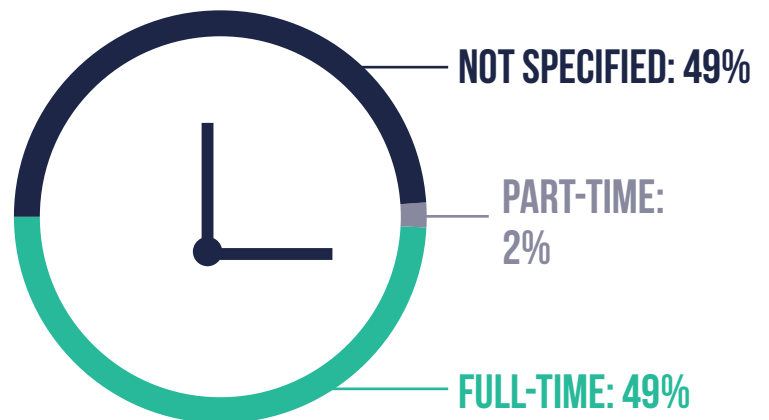


STUDENT STATE OF EMPLOYMENT

<i>State</i>	<i>Count</i>
Maryland	1
Minnesota	1
Pennsylvania	1
Virginia	5
West Virginia	21
Not Provided	14
Grand Total	43

STUDENT EMPLOYMENT STATUS

<i>Status</i>	<i>Count</i>
Full-Time	21
Part-Time	1
Not Specified	21
Grand Total	43



NUMBER OF STUDENTS CONTINUING EDUCATION POST GRADUATION: 163



CONTINUING EDUCATION AT BRCTC: 110

TRANSFERRED TO ANOTHER INSTITUTION: 53

Transfer Institution Reported

American Public University.....1	Radford University.....1
Blue Ridge CTC110	Shepherd University.....19
Chamberlain University2	Southern New Hampshire.....6
Concord University.....3	University Of Maryland Global Campus1
ECPI University1	Walden University1
Frostburg State University1	West Virginia University4
Hagerstown Community College.....1	Western Governors University8
Liberty University1	Not Provided.....2
Marshall University.....1	Grand Total 163